

SW88, 118, 131

■ description

The SW is the workhorse conveyor that inclines powder products up to 3 meters height. It offers good reliability as the gear motor is direct coupled to the screw. It is easy to maintain along with other design features. It is suitable for conveying coffee powder, spices, baking mix, chemical, and other agricultural products.

The built-to-order SW, allows user to specify their in-feed and discharge requirements, with seamless integration to upstream and/or downstream

equipment.

When looking for efficient cleaning, the SW131 comes with an half-opening tube option that is possible for cleaning blitz.

The SW shares the same eccentric vibrator which avoids powder accumulation in the hopper. It also features excellent combination with downstream packaging machines and equipment.



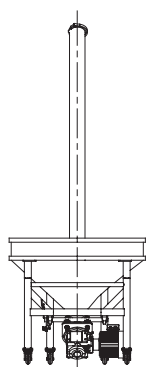
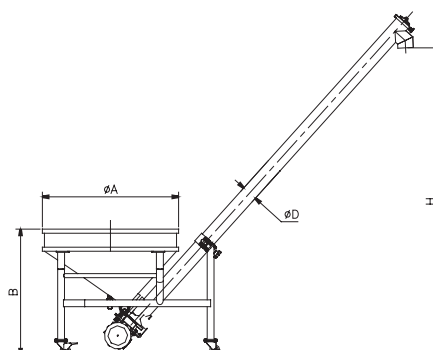
■ advantages


- ★ automation-ready with independent control option
- ★ eccentric vibrator assist feeding
- ★ gear motor direct coupled to the screw
- ★ hygienic construction
- ★ mounted on wheels and lockable castors
- ★ safety net and hopper cover
- ★ screw can turn reversely for cleaning




■ options

- hopper agitator
- smooth finishing screw surface
- screw tubing can be open into half
- special voltage






Improves cleaning efficiency
(left) safety net and interlock safe guard



Improves cleaning efficiency
(above) half-opening tube option



Improves cleaning efficiency
(left) access to returning buckets via lower compartment door

■ technical specifications

	Unit	SW88	SW118	SW131
conveying capacity ¹	cbm / hr	≤ 1		3 - 5
conveying height	m		≤ 3	
hopper volume	litre	110		220
machine weight	kg	≥ 80		≥ 120
machine dimensions	mm		built-to-order	
power	kW	0.8		2.2
voltage			380VAC, 60Hz, 3-Ph	

note1: subject to product flow and density